



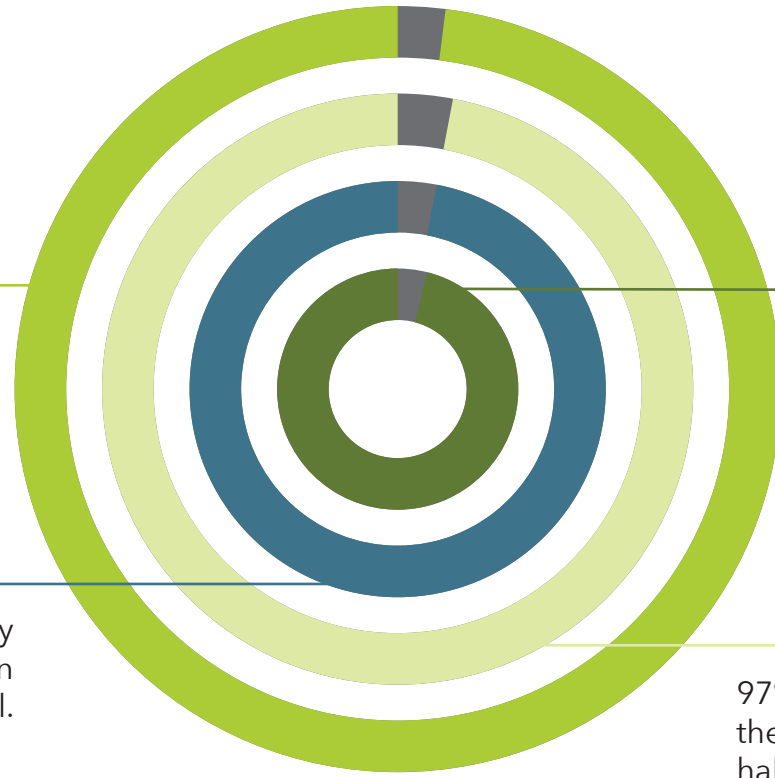
Live Safe

98%

98% Agree/Strongly Agree that they feel safe of campus.

97%

97% Agree/Strongly Agree that they feel safe in their residence hall.



96%

96% Agree/Strongly Agree that appropriate efforts are made in their hall to address harassment.

97%

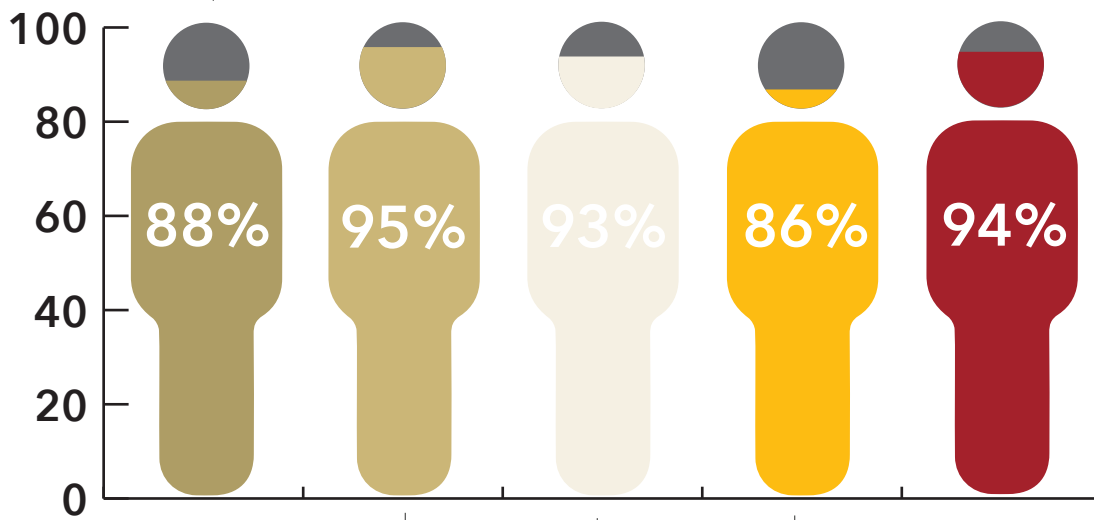
97% Agree/Strongly Agree that they believe that the residence halls are free from harassment.



Live Supported

88%

88% Agree/Strongly Agree that they believe that their hall director is someone they can go to if they need assistance.



94%

94% Agree/Strongly Agree that the climate in their residence hall is accepting of people of diverse backgrounds.

86%

86% Agree/Strongly Agree that they can find a member of their hall staff when they need them.

95%

95% Agree/Strongly Agree that they have found resident advisers in their hall to be approachable.

93%

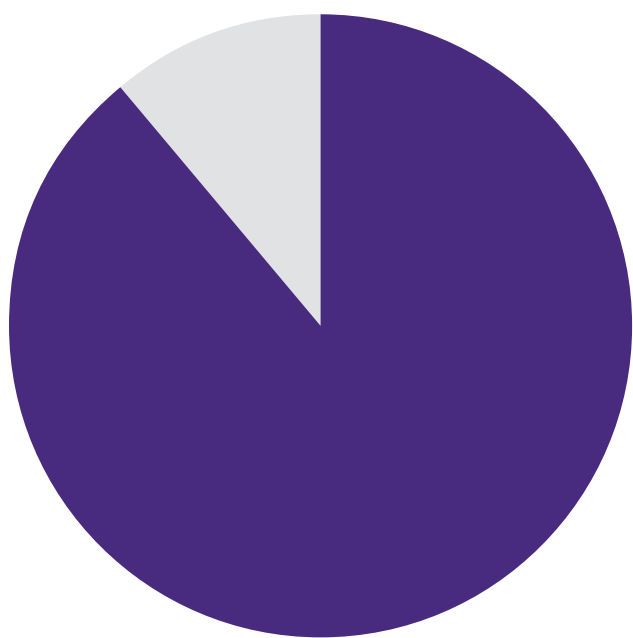
93% Agree/Strongly Agree that they believe that the resident advisers enforce policy fairly.



Live Engaged

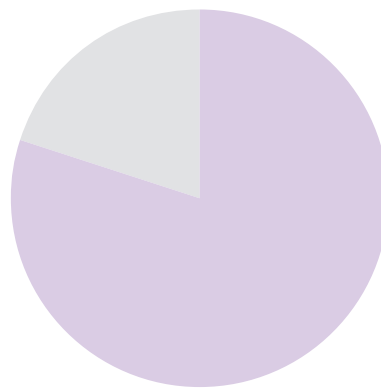
89%

89% Agree/Strongly Agree that they are satisfied with their overall on-campus living experience.



80%

80% Agree/Strongly Agree that they believe that the activities in their residence hall have had a positive impact on their learning experience at JMU.



77%

77% Agree/Strongly Agree that when they want to study, they find the atmosphere in their residence hall to be conducive.

